



K SERIES MOBILE CRUSHING & SCREENING PLANT

TOP 1 BRAND OF CHINA'S CRUSHING
AND GRINDING INDUSTRY



PRODUCT PRESENTATION

K Series Mobile Crushing & Screening Plant is a new kind of crushing equipment which was researched and developed by LiMing Heavy Industry Company to cater to consumers' multiple requirements of higher quality and capacity. Covering 7 modules, 72 types, the plant can almost be applied to different areas such as mining, construction, recycling and so on. Compared with the fixed crushing production line with equal power and the old mobile plant, K Series Mobile Crushing & Screening Plant is of more reliable performance stability, more complete function and higher practicability. As a integral equipment, its ability of crushing and screening has achieved into a much higher level.



Application Scope

The K series crushing plant can operate with one single crushing station, and also can work with multiply crushing equipments. It means that the plant can crush with single one and also can compose second-stage, third-stage and forth-stage crushing. **No matter the coarse and medium crushing or the fine crushing and superfine crushing and screening, K Series Mobile Crushing & Screening Plant can finish such missions brilliantly.** According to the requirements of the product, it provides two options for the consumers----“crushing then to screening” and “screening then to crushing”. Meanwhile, the consumers also can achieve the transformation between closed circuit and open circuit and increase the function of the equipment by adding a recycling conveyor.



PERFORMANCE **ADVANTAGES**

1

The latest modular design

Versatility of trailers & replacablity of main crushers.

The versatility of one trailer, combined with replacablity of main machines ,makes our clients only need to re-invest for single main crusher and its pannel control system when situation changes.

2

Flesiable specification

From coarse to fine crushing and screening.

Optimized production series and diversiform configuration programe perfectly adaptes the most circumstances on working site. Simplified manufacturing processes directly and strongly supports our clients for production.

3

The advantage of production creation

Lifting erection,folding transportetion and other intelligent extended action is controlled by hydraulic controlling system. The Humality design includes the maintenance of lifting frame, hooks and operation system, tools of maintenance, toolbox and centrallised lubration, etc.

4

Design specially for engergy saving and environment protection

The speed-adjustable mode on trailer belts controls the conveying speed and reduces energy consumption according to handling capacity.

5

Over-load alarm system to make sure operate exactly

The Electrical signal Over-loaded alarm system make the power shutdown on time in case of failure,which helps standard operation.

6

Upgrade for the frame material

The material steel for the production are upgrated from Q235A to Q345B. Its higher strength is suitable for low temperature and vibrating loaded enviroments.

STRUCTURE FEATURES

1. Universal body

With a versatile body widely used by more 10 types of plants and Combining with an alternative package of equipment, it's a "Transformers of Real Time" which will directly bring customers convenience. Besides it also owns many advantages such as fast delivery, rich options of upgrading of the production line and versatile main devices, etc. Based on these advantages, customers can upgrade the purchased machine only by buying host device without purchasing the frame repeatedly or reforming the frame.

Taking the frame as a platform, the host equipment can be upgraded and replaced. (for example: According to the capacity requirement, a CS160 Cone Crusher can upgraded into a 220 multi-cylinder cone crusher or a 250 single-cylinder cone crusher; the model 1860 vibrating screen can be upgraded to the model 2160 vibrating screen; a pure vibrating screen models can be upgraded to a production line contains the installation of crusher and screen. Therefore, customers can upgrade and expand the stone producing line just by purchasing the main equipments and related parts made by our company. There is no need to invest on the carrying platform.

Universal frame has maximized compatibility with various models. Batch of frame and universal parts can be pre-produced which can save cost of non-standard production. Based on skilled craftsmanship, the quality and stability of product are more reliable. We can make quantitatively pre-inventory reserves to guarantee fast delivery for orders and significant decline the cost for customers.

2. Vibrating screen with adjustable angle

Optimizing the grate structure width of vibrating feeder and the pre-screening grate stratification; increasing improvement measures such as the installation angle adjustment function ($18^{\circ} \sim 25^{\circ}$ adjustable), enhancing the overall combination and processing capabilities of mobile crushing station (under the circumstances of same installed power, mobile crushing station has significant advantage of whole capacity than fixed sand production line); please see the schematic of Figure 1, Figure 2

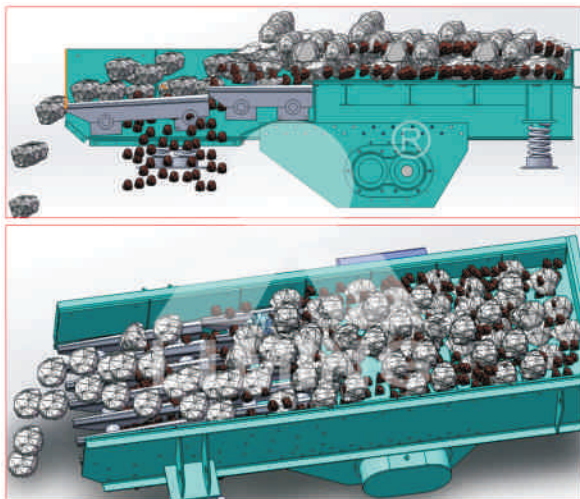


Figure1. Vibrating feeder pre-screening schematic




Figure2. Vibrating screen angle adjustable schematic

3. Quick installation hydraulic outrigger pedestal

The body is equipped with hydraulic outrigger cylinders. Hydraulic outrigger can lifting chassis synchronously with large stroke. The quick installation hydraulic outrigger pedestal is optional. The mobile station can be quickly stationed in jobsites (without foundation hardened and fixed) and then work quickly in the job site to achieve small-scale movement effect approximate to crawler device. Without base cement hardening, the customer site can be installed and operated after leveling the ground. Please see Figure 3




Figure 3

4. Screening bar hopper

The new configuration of screening bar hopper plays a significant role in optimizing the structure of production line, stabilizing production and improving flexibility of customer demand for solutions. Please see Figure 4

For river gravel production, bulk materials can be pre-screening without primary crushing. Only one mobile crushing station can meet customer's demand to save investment costs. For cone crusher, using bar screen silos will achieve uniform feeding in full chamber to increase production dramatically.

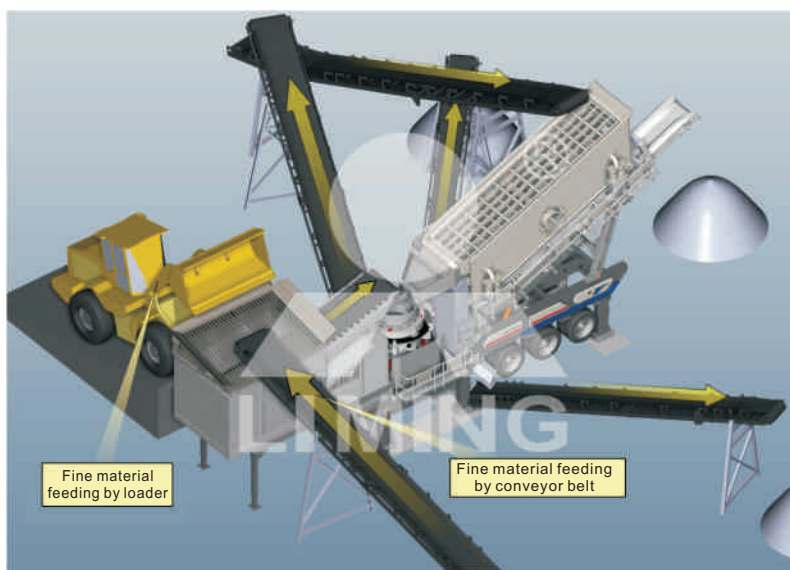


Figure 4

5. Double hopper belt conveyor

For mobile screening station, we improve both of the hoppers so that the external belt conveyor can be multi-directional mounted. It will be convenient to transport stone in the process of mobile station production. The edge plate of external belt conveyor is also optimized to prevent the materials from leaking. Please see Figure 5



Figure 5 double hopper belt conveyor splicing diagram

6. Cycloid motor hydraulic drive

Automotive belt conveyor adopt adjustable speed mode which adjust the belt speed based on material handling and reduce energy consumption. The drive roller of belt conveyor changed from original arc electromechanical gear motor drive to hydraulic cycloid motor drive. The belt conveyor also provides overload protection function to reduce repairing and maintenance costs. Meanwhile, the functions of speed control and anti-reverse are also added. Please see Figure 6

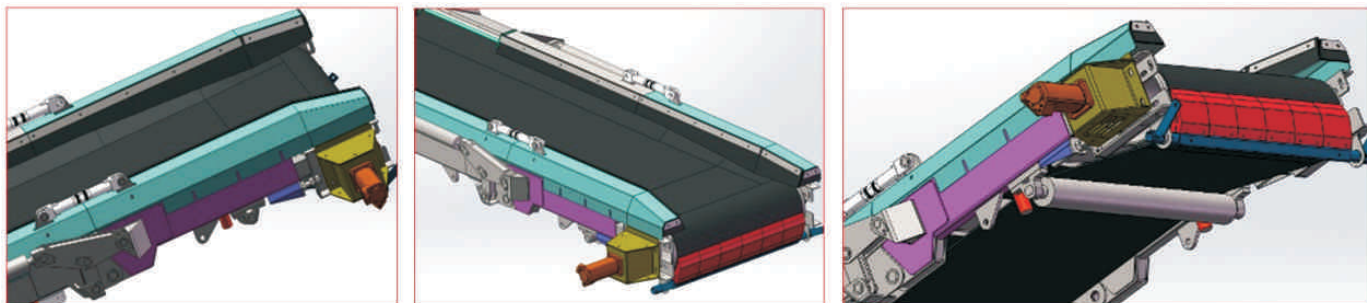


Figure 6 headstock of belt conveyor and regulated speed motor working diagram

7. Water spray and dust suppression system

We add water spray and dust suppression system which is designed to meet the environmental requirements of the customer's working site.

8. Upgrade for the frame material

We upgrade the frame material from the original Q235a steel to Q345b steel which is suitable for low temperature and vibration load environment with higher strength.

(Changing the material is mainly to deal with carrying capacity. Improving material quality will make the carrying capacity even larger and the whole performance more stable.)



Model List

1. Coarse crushing mobile station-the mobile station with the biggest crushing ratio interiorly

- ★ 12 models
- ★ Jaw crusher mobile station
- ★ European type two chambers impact crusher mobile station

Advantages in Configurations

PEW series and HJ series represent the most international advanced crushing technology and manufacturing level, which is installed with the jaw crusher with the largest crushing capacity and crushing ratio in domestic. They are the “natural enemy” towards the hard stones with strong abrasability. For coarse crushing mobile stations, there are eight jaw crusher and four impact crusher of fine final product shape optional. Among them, PEW European type impact crusher boasts cubic shape finished products without tension and cracks.

Applications:

- Mobile crushing + screening plant: used for secondary crushing process, can achieve more complex processing by optimal combination.
- Mobile screening plant: used for screening worked with other crushers

Features:

- From single equipment to multiple combinations
- New addition with large capacity single cylinder cone crusher
- Reliable fine size crusher
- Enhance the capacity of the crusher by adjusting the angle of the vibrating screening.
- Customizing our customers' needs by changing the main equipment
- Easy stop the mobile crusher and ready for work mode quickly

Extended Function: Impact crusher and cone crusher interchange system

One automobile body is common used in multiple type of machine, crushing unit interchange system and screening unit interchange system, only need to invest on single machine, in a short time, crushing unit interchange system and screening unit interchange system used in the same automobile body can be come true in the mine site, all the system in the overall unit match perfectly.



Specification:

Series	Standard model	Feeding equipment	Crushing equipment	Transportation Dimension (mm)	Max. preparedness capacity(t/h)
		Model	Model	Disassembly (L×W×H)	
Primary crushing plant	KE600-1	TSW0936	PE600×900II	12150×2800×3960	90-180
	KF1214II-1	TSW0936	PFW1214II	12150×2800×4010	110-190
	KJ98-1	TSW1139	HJ98	12150×2800×3960	110-350
	KE750-1	TSW1139	PE750×1060	13030×3350×4840	110-300
	KE760-1	TSW1139	PEW760	13030×3350×4600	150-310
	KF1214II-1	TSW1139	PFW1214II	13030×3350×4600	110-190
	KJ110-1	TSW1345	HJ110	13250×3430×4720	215-490
	KE860-1	TSW1345	PEW860	14600×3280×5070	200-420
	KJ125-1	TSW1345	HJ125	14532×3268×5192	280-620
	KF1315II-1	TSW1345	PFW1315II	14532×3268×4862	180-280
	KF1415II-1	TSW1548	PFW1415II	14759×3475×4870	280-450
	KE1100-1	TSW1548	PEW1100	14759×3475×5120	300-600



2. Medium and fine mobile crushing plant—high performance and capacity

- ★ 18 models, universal for the body
- ★ Mobile spring cone crushing and screening plant
- ★ Mobile hydraulic cone crushing and screening plant
- ★ Mobile single cylinder cone crushing and screening plant
- ★ Mobile medium impact crushing and screening plant
- ★ Mobile screening plant

Advantage

The body frame can update the crushing unit as the carrying platform. Three model of mobile screening plant can be chosen. Nine models of cone crushing plant and six models of impact crushing plant can be chosen. When there is in need of medium and fine cone crusher for the two parts or three parts crushing plant, the customers can choose the suitable model from the CS, HST and the HPC series. CS, HST and HPT series cone crusher combine the crushing stroke, speed and the cavity perfectly, which makes the mobile crushing plant outstanding on the aspect for the performance, efficiency, capacity and quality.

Applications:

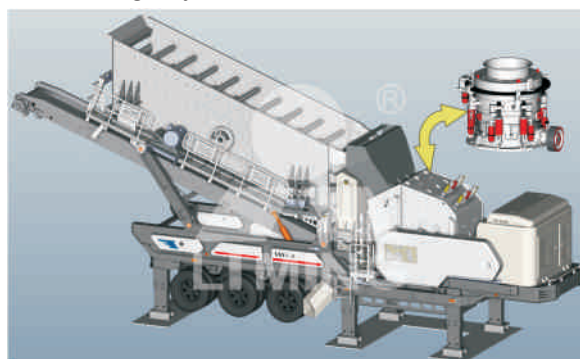
- Mobilecrushing + screening plant: used for secondary crushing process, can achieve more complex processing by optimal combination.
- Mobile screening plant: used for screening worked with other crushers

Features:

- From single equipment to multiple combinations
- New addition with large capacity single cylinder cone crusher
- Reliable fine size crusher
- Enhance the capacity of the crusher by adjusting the angle of the vibrating screening.
- Customizing our customers' needs by changing the main equipment
- Easy stop the mobile crusher and ready for work mode quickly

Extended Function: Impact crusher and cone crusher interchange system

One automobile body is common used in multiple type of machine, crushing unit interchange system and screening unit interchange system, only need to invest on single machine, in a short time, crushing unit interchange system and screening unit interchange system used in the same automobile body can be come true in the mine site, all the system in the overall unit match perfectly.



Specification:

Series	Standard model	Feeding equipment	Crushing equipment	Transportation Dimension (mm)	Max. preparedness capacity(t/h)
		Model	Model	Disassembly (L×W×H)	
Secondary crushing and screening plant	KC75-2	3YZS1848	CS75B	14730×3620×6680	A
	KT100-2	3YZS1848	HST100H1	14730×3620×6680	A
	KC160-2	3YZS1860	CS160B	14860×3850×7100	A
	KT160-2	3YZS1860	HST160H1	14860×3850×7100	A
	KH300-2	3YZS1860	HPT300C2	14860×3850×7100	A
	KT250-2	3YZS1860	HST250H1	14860×3850×7100	A
	KH300-2	3YZS2160	HPT300C2	14880×3910×7120	A
	KT250-2	3YZS2160	HST250H1	14880×3910×7120	A
	KH300-2	4YZS2160	HPT300C2	14880×4260×7610	A
	KF1214-2	3YZS1860	PF1214	14860×3660×7100	90-180
	KF1214-2	3YZS1860	PFW1214III	14860×3660×7100	90-190
	KF1315-2	3YZS2160	PF1315	14880×3910×7120	120-250
	KF1315-2	3YZS2160	PFW1315III	14880×3910×7120	150-280
	KF1315-2	4YZS2160	PFW1315III	14880×4260×7610	150-280
	KF1318-2	3YZS2160	PFW1318III	14880×3910×7120	220-350
	KS1848-1		3YZS1848	14870×4305×6680	50-250
	KS1860-1		3YZS1860	14850×4305×7100	60-320
	KS2160-1		3YZS2160	14870×4305×7120	80-400



3. Independent operation combination mobile station-----high-performance preliminary screening mobile station.

- ★ Secondary and fine crushing mobile station + upper hopper 18 types of machine, automobile body is common used.
- ★ Cone crusher screening mobile station: cone crusher + vibrating screening + grizzly bar hopper.
- ★ Impact crusher screening mobile station: impact crusher + vibrating screening + grizzly bar hopper.
- ★ Screening mobile station: pure screening + grizzly bar hopper, system matching belt conveyor.
- ★ All of them are Vehicle-mounted belt conveyor.

Configuration advantages

Machine frame as the carrying platform can update replacement the main equipment, three types pure screening + grizzly bar hopper mobile station is available. Grizzly bar hopper combine screening and stockpile. We also have the primary crushing mobile crushing station with nine types configuration of jaw crusher and six types of impact crusher, which the final product shape is very good, can meet the needs of all kind of Secondary and fine crushing work. The maximum capacity of pure screening + grizzly bar hopper can be 400t/h, and the maximum capacity of secondary and fine crushing mobile crushing station can be A+t/h.

Suitable Occasions:

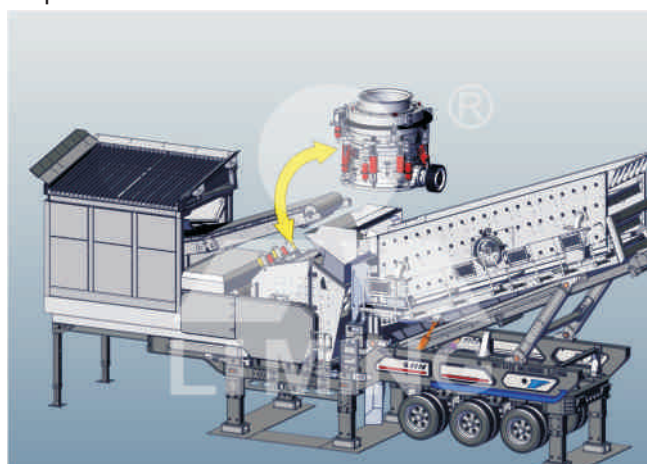
- Sand and gravel field with a lot of small-diameter original mineral soil which needs no coarse crush
- Available for all kinds of finely sieving mobile plant

Features:

- Added with a single cylinder cone crusher of large capacity
- Effective and reliable main equipment for finely crushing
- Unit-able
- Independent unit that completes customers' requirement to crush stones
- Flexible scheme according to customers' needs
- Switchable main equipment which meets the personalized need of customers
- Flexible auto-park that allows the plant to enter the work mood swiftly


Extended Function: the Replacement System of Impact Crushers and Cone Crushers

The plant is in common use of more than 10 kinds of other plants, which allows the crushing unit to be replaced. There is just the need for single unit costs then in a short time, the ore field can use different and replaceable crushing units on one single plant, on which every unit can cooperate perfectly. In this way, the plant can be used for more situations, with more comprehensive crushing functions. Thus the customer's benefit is maximized.



Technical Parameters:

Series	Standard model	Screening equipment	Crushing equipment	Transportation Dimension (mm)	Max. preparedness capacity(t/h)
		Model	Model	Disassembly (L×W×H)	
Secondary crushing and screen plant with hopper and bars	KC75-2D	3YZS1848	CS75B	17940×3760×7600	A
	KT100-2D	3YZS1848	HST100H1	17940×3870×7600	A
	KC160-2D	3YZS1860	CS160B	17940×3870×7600	A
	KT160-2D	3YZS1860	HST160H1	17940×3870×7600	A
	KH300-2D	3YZS1860	HPT300C2	17940×3870×7600	A
	KT250-2D	3YZS1860	HST250H1	17940×3870×7600	A
	KH300-2D	3YZS2160	HPT300C2	17940×3870×7600	A
	KT250-2D	3YZS2160	HST250H1	17940×3870×7600	A
	KH300-2D	4YZS2160	HPT300C2	17940×4260×8110	A
	KF1214-2D	3YZS1860	PF1214	17230×3660×7600	90-180
	KF1214-2D	3YZS1860	PFW1214III	17230×3660×7600	90-190
	KF1315-2D	3YZS2160	PF1315	17800×3660×7600	120-250
	KF1315-2D	3YZS2160	PFW1315III	17230×3660×7600	150-280
	KF1315-2D	4YZS2160	PFW1315III	17230×4060×8110	150-280
	KF1318-2D	3YZS2160	PFW1318III	17230×3660×7600	220-350
	KS1848-1D		3YZS1848	18280×3870×7350	50-250
	KS1860-1D		3YZS1860	18280×3870×7350	60-300
	KS2160-1D		3YZS2160	18280×3870×7580	80-400




1.mobile primary jaw crusher
2.mobile secondary/fine cone crusher
3.Mobile Vertical Shaft Impact Crusher

4. Fine crushing-shaping and screening mobile plant - producing high quality aggregates

- ★ 4 models with universal body frame
- ★ Vibrating screen + Vertical shaft impact crusher mobile plant

Configuration advantages

Four models optional: two models of VSI series impact crusher + vibrating screen, and two models of 5X series impact crusher + vibrating screen, accurately realizing the crushing product grading with a maximum capacity of 280T/H. VSI series and 5X series efficient centrifugal impact crusher have a number of independent patent rights, becoming high performance sand making equipments with world advanced level. These two series are the key equipment in the field of artificial sand making and stone shaping.



Applications:

- Suitable for material fine crushing and shaping

Main features:

- Equipped with impact crusher which is of high performance, large crushing ratio and powerful crushing
- Excellent product shape in cubic
- Application from one single mobile plant to multiply combined plants
- Flexible replacement between main device to satisfy customers diverse needs
- Flexible parking function to realize quick access to the operating mode

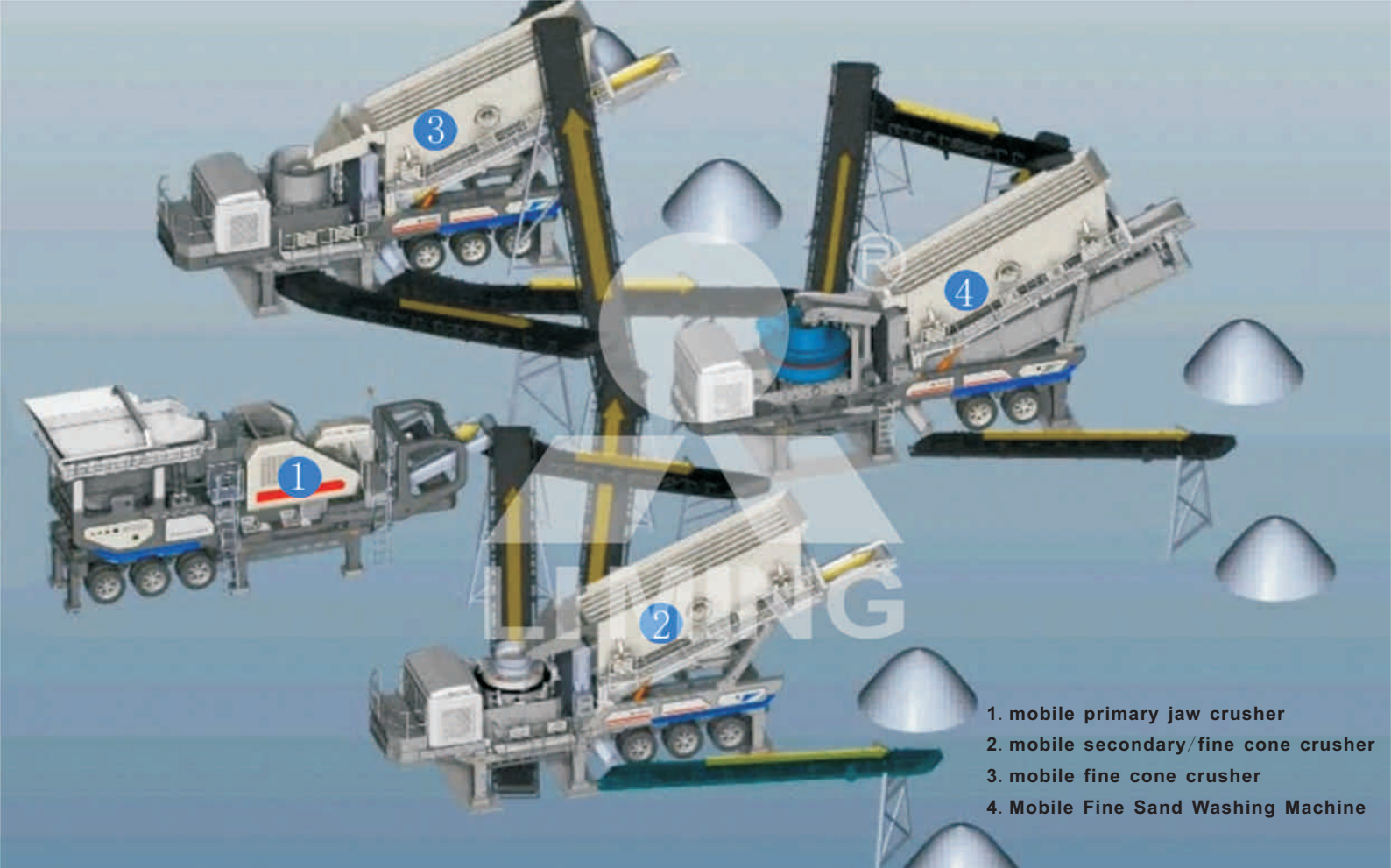
Extended Function: Interchange system of screening unit and crushing unit

A vehicle frame issuitable for 4 plant models and equipped with interchange system for screening unit and crushing unit. The customers just need to re-purchase the main equipment, then they can totally achieve the interchange on one body frame, between the different screening unitsand crushing units. The perfect matching between different parts of one plant adapts to a wider scope of application. With a more comprehensive crushing function, the customers get the maximum use of our products.



Specification:

Series	Standard model	Screening equipment	Crushing equipment	Transportation Dimension (mm)	Max. preparedness capacity(t/h)
		Model	Model	Disassembly (L×W×H)	
VSI shaping and screening plant	KV9526-2	3YZS1860	VSI9526	14920×3660×7100	150-190
	KV9532-2	3YZS1860	VSI5X9532	14920×3660×7100	180-280
	KV8518-2	3YZS1848	VSI8518	14920×3660×7100	100-130
	KV8522-2	3YZS1860	VSI5X8522	14920×3660×7100	120-200



1. mobile primary jaw crusher
2. mobile secondary/fine cone crusher
3. mobile fine cone crusher
4. Mobile Fine Sand Washing Machine

5. Fine crushing and sand washing mobile plant—which produce high quality product

- ★ 8 models with universal body frame
- ★ Vertical shaft impact crusher + sand washing mobile plant
- ★ Cone crusher + sand washing mobile plant

Configuration advantages:

It's the right choice for customer to process building or road construction sand. The mobile plant equipped with spiral sand washing machine is suitable for the work of washing, grading and cleaning in the field of metallurgy, building materials, hydropower and many other industries. Two models of VSI series impact crusher, two models of 5X series impact crusher, and four models of high performance cone crusher with fine cavity can meet various needs for the finished products of different customers. The maximum capacity can reach 310T/H.

Applications:


- The processing of crushed material, collected gravel, and refined sand, etc.
- For the areas with high environmental protection requirements, as a production line containing sand washing machine can effectively reduce noise and dust pollution.

Main features:

- Equipped with impact crusher which is of high performance, large crushing ratio and powerful crushing
- Excellent product quality
- Application from one single mobile plant to multiply combined plants
- Flexible replacement between main device to satisfy customers diverse needs
- Flexible parking function to realize quick access to the operating mode

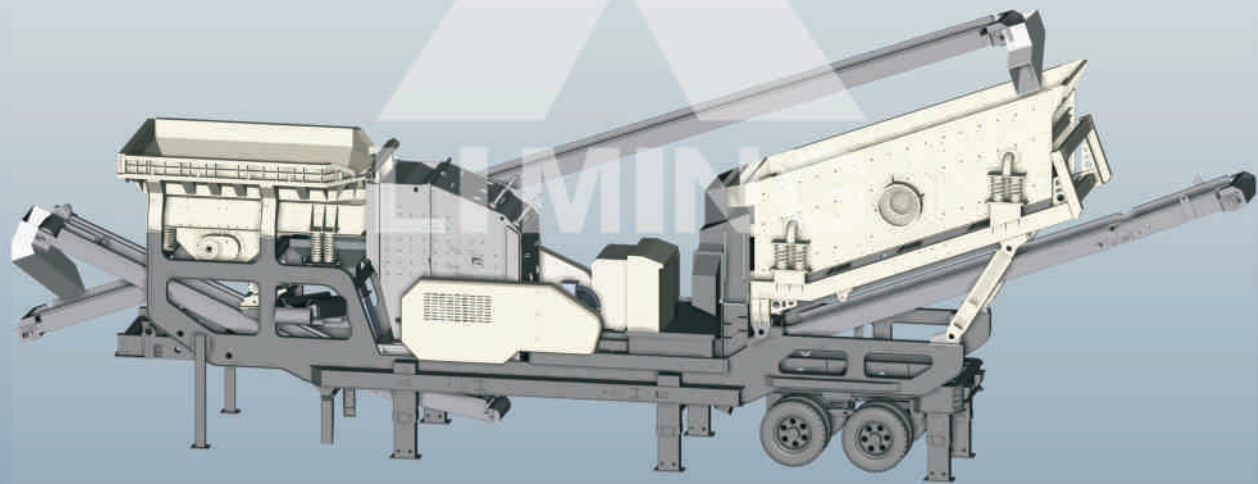

Extended Function: Interchange system of screening unit and crushing unit

A vehicle frame is suitable for 8 plant models and equipped with interchange system for screening unit, crushing unit and sand washing unit. The customers just need to re-purchase the main equipment, then they can totally achieve the interchange on one body frame, between the different screening units, crushing units and sand washing units. The perfect matching between different parts of one plant adapts to a wider scope of application. With a more comprehensive crushing function, the customers get the maximum use of our products.



Specification:

Series	Standard model	Screening and crushing equipment	Crushing equipment	Transportation Dimension (mm)	Max. preparedness capacity(t/h)
		Model	Model	Disassembly (L×W×H)	
VSI/cone, sand washing, and screening plant	KV9526-2X	3YZS1860	VSI9526	14760×3850×7100	150-190
		2XL-915			
	KV9532-2X	3YZS1860	VSI5X9532	14760×3850×7100	180-280
		2XL-915			
	KV8518-2X	3YZS1848	VSI8518	14760×3850×7100	100-130
		XL-915			
	KV8522-2X	3YZS1860	VSI5X8522	14760×3850×7100	120-200
		2XL-915			
VSI/cone, sand washing, and screening plant	KC75-2X	3YZS1848	CS75B	14760×3850×7100	A
		XL-915			
	KC160-2X	3YZS1860	CS160B	14760×3850×7100	A
		XL-915			
	KH300-2X	3YZS1860	HPT300C2	14760×3850×7100	A
		2XL-915			
	KT250-2X	3YZS1860	HST250H1	14760×3850×7100	A
		2XL-915			



6. Trio Combined Type Mobile Station- The Overall pioneer for Independent Crushing Solution

- ★ Four models, frame body in common use
- ★ Trio combined type for impact crusher
- ★ Trio combined type for jaw crusher

Configuration advantages:

Trio combined type mobile station greatly expands the field of coarse crushing cooperation and fine crushing cooperation. The purpose of the design philosophy is to stand in the position of customer, removing the configuration obstacle, like site, environment, and complexity. According to the different demands of different customers, we can provide the primary crushing accordingly, and optimize and combine the crushing and screening process. The conveyor and screen are both included in order to reach the special demand of the customer in the maximum extent.

According to customer needs of material's final size and shape, the trio combined type of 2 configuration types for both impact crusher and jaw crusher can be chosen in order to meet the needs of different group. The trio combined jaw crusher type can be independent to reach customer's needs for producing stone, and this type can also be used as the primary crusher in the whole crushing system. The Max. capacity of trio combined type is 180 t/h.

Application situation:

- Medium and small capacity demand
- Constantly mobile working environment
- Construction waste disposition

Main character:

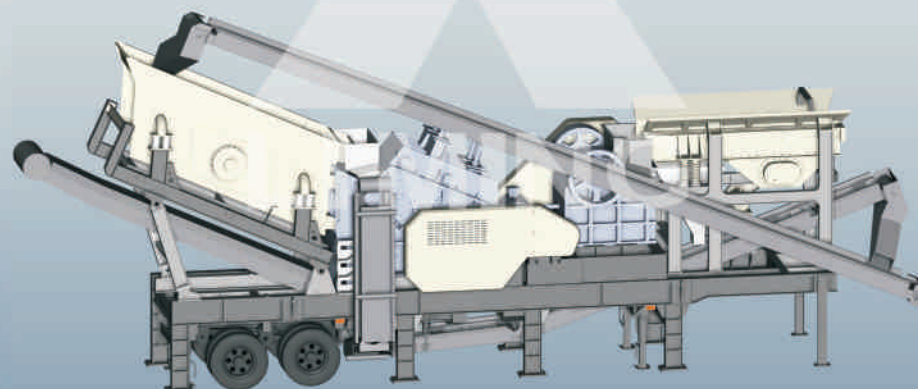
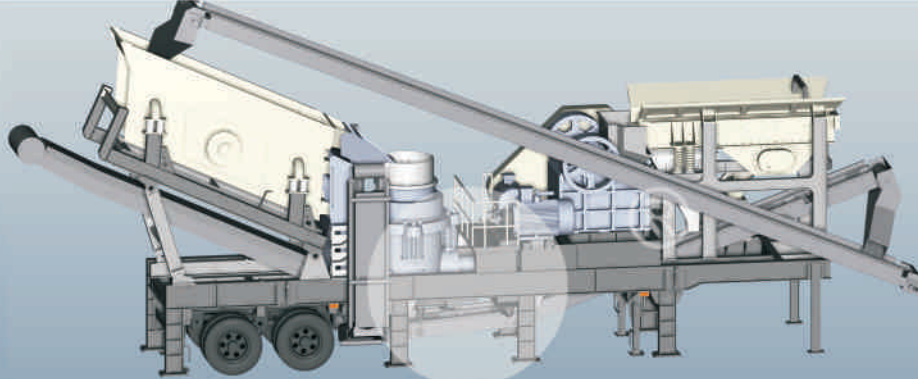
- Integration and complete unit
- Flexible maneuverability
- Good adaptability and flexible configuration
- Reduce material delivery cost
- Direct and effective operation
- Adaptable and switchable main machine, satisfy customer's special needs
- Flexible parking function, start working condition fast

Extended Function: Exchangeable system for impact crusher and jaw crusher

4 types of crushers can be installed on the same body. The feeding system, crushing system and screening system can be exchangeable, so extra investment is only one unit equipment. In short time, the different models of feeding unit can be changeable in the same car body. The same example can be used for exchangeable system for impact crusher and jaw crusher, exchangeable system for different models of vibrating screen. The perfect fit among the systems can be wide adaption in different situation. The crushing function is more comprehensive, so customer's consumer goods can embody its best advantage. In this module, the high-end configuration can be equipped with the whole-station belt conveyor.

Specification:

Series	Standard model	Screening and crushing equipment	Crushing equipment	Transportation Dimension (mm)	Max. preparedness capacity(t/h)
		Model	Model	Disassembly (L×W×H)	
Feeder, jaw/impact, and screening plant	KF1214II-3	3YZS1848	PFW1214II	19320×5610×7090	90-170
		TSW0936			
	KF1214-3	3YZS1848	PF1214	19320×5610×7090	90-180
		TSW0936			
	KE500-3	3YZS1548	PE500×750	19320×5610×7090	50-100
		TSW0936			
	KE600-3	3YZS1848	PE600×900II	19320×5610×7090	60-130
		TSW0936			



7. Four combined type mobile station- multiform, integration and full-automatic secondary crushing for both coarse and fine material.

- ★ 8 models, frame body in common use
- ★ Vibrating feeder+jaw crusher+impact crusher+ vibrating screen
- ★ Vibrating feeder+jaw crusher+cone crusher+ vibrating screen

Configuration advantages:

Four combined type mobile station is combined independently according to the final production requirement like coarse crushing, medium crushing and fine crushing, which greatly expand the field of coarse crushing cooperation, medium crushing cooperation and fine crushing cooperation. The purpose of the design philosophy is to stand in the position of customer, removing the configuration obstacle, like site, environment, and complexity. According to the different demands of different customer, we can provide the secondary crushing accordingly, and optimize and combine the crushing and screening process. The conveyor and screen are both included in order to reach the special demand of the customer in the maximum extent.

According to customer needs of material's final size and shape. There are 8 models including jaw crusher as primary crushing, cone crusher and impact crusher as secondary crushing, in order to meet the needs of different group. The four combined type mobile station can be independent to reach customer's needs for producing stone. The Max. capacity of trio combined type is 100 t/h.

Application situation:


- Medium and small capacity demand
- Constantly mobile working environment
- Construction waste disposition

Main character:

- Integration and complete unit
- The whole station belt conveyor equipped
- Flexible maneuverability
- Good adaptability and flexible configuration
- Reducing the delivery cost of material
- Direct and effective operation
- Adaptable and switchable main machine, satisfying customer's special needs.
- Flexible parking function, start working condition fast.

Extended Function: Exchangeable system for crushing units

8 types of crushers can be installed on the same body. The feeding system, crushing system and screening system can be exchangeable, and extra investment is only one unit equipment. In the short time, the different models of feeding unit, crushing unit and screening unit can be changeable in the same car body. The perfect fit among the systems can be wide adaption in different situation. The crushing function is more comprehensive, so customer's consumer goods can embody its best advantage.



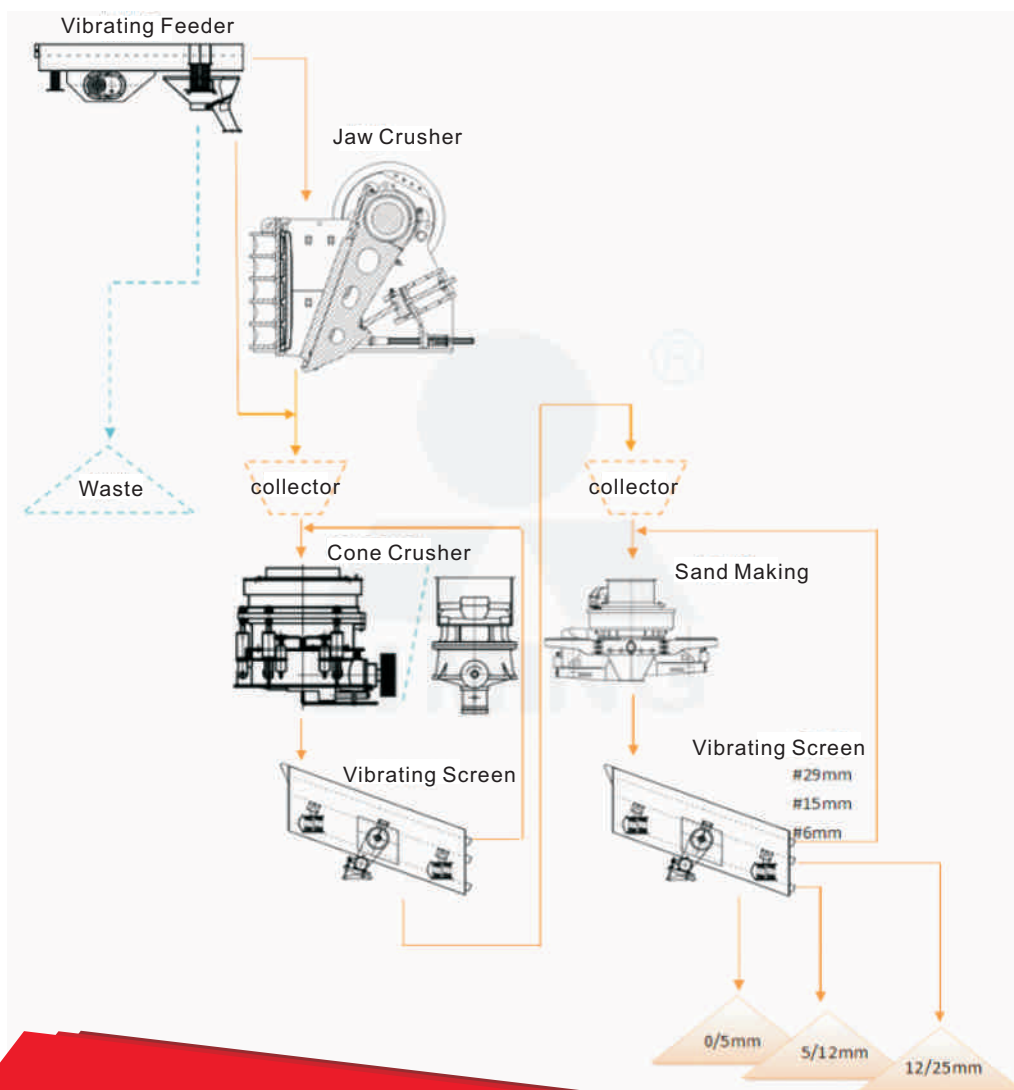

Specification:

Series	Standard model	Screening and crushing equipment	Crushing equipment	Transportation Dimension (mm)	Max. preparedness capacity(t/h)
		Model	Model	Disassembly (L×W×H)	
Feeder,jaw,impact/cone, and screening plant	KE400C55-4	3YZS1237	PE400×600	16400×7940×6770	15-60
		GZD960×3500	PYB900		50-90
	KE500C55-4	3YZS1237	PE500×750	16400×7940×6770	50-100
		GZD960×3500	PYB900		50-90
	KE400C55-4	3YZS1237	PEW400×600	16400×7940×6765	15-70
		GZD960×3500	PYB900		50-90
	KE400C75-4	3YZS1237	PE400×600	16400×7940×6765	15-60
		GZD960×3500	CS75B		45-163
	KE500C75-4	3YZS1237	PE500×750	16400×7940×6765	50-100
		GZD960×3500	CS75B		45-163
	KE400C75-4	3YZS1237	PEW400×600	16400×7940×6765	15-70
		GZD960×3500	CS75B		45-163
	KE400F110-4	3YZS1237	PE400×600	16400×7940×6765	15-60
		GZD960×3500	PF1010		50-90
	KE500F110-4	3YZS1237	PE500×750	16400×7940×6765	50-100
		GZD960×3500	PF1010		50-90

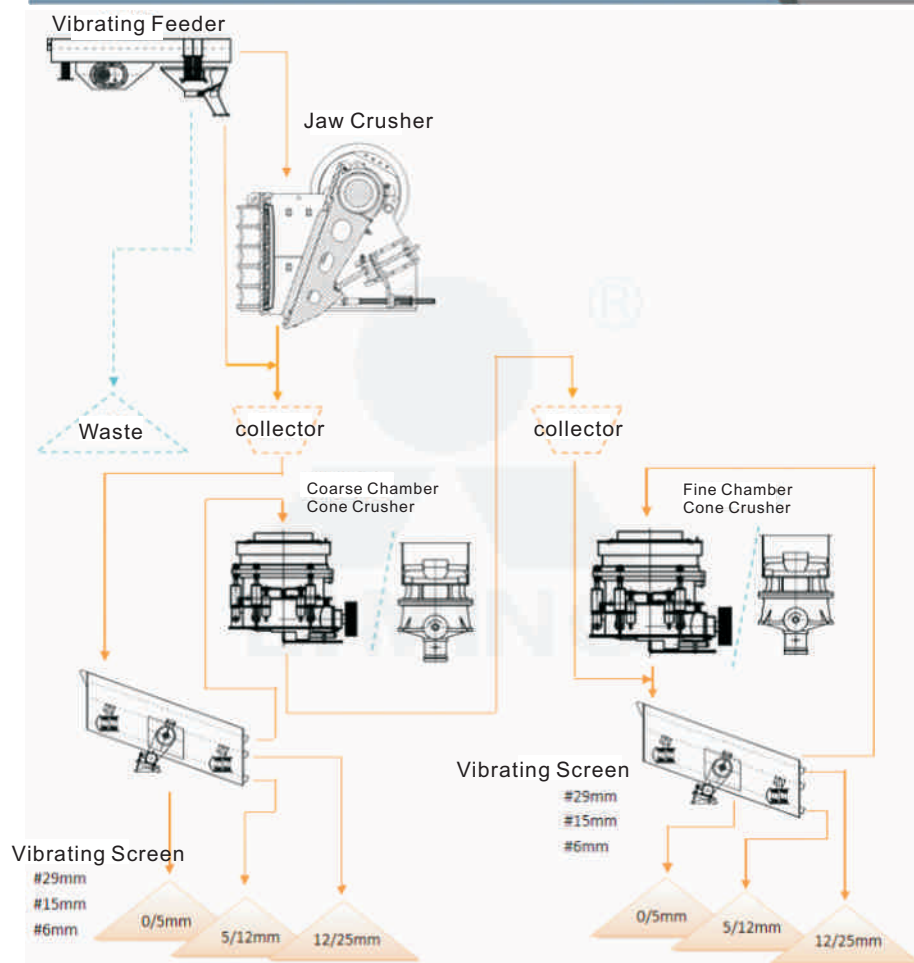
PROCESSING **EXAMPLES**



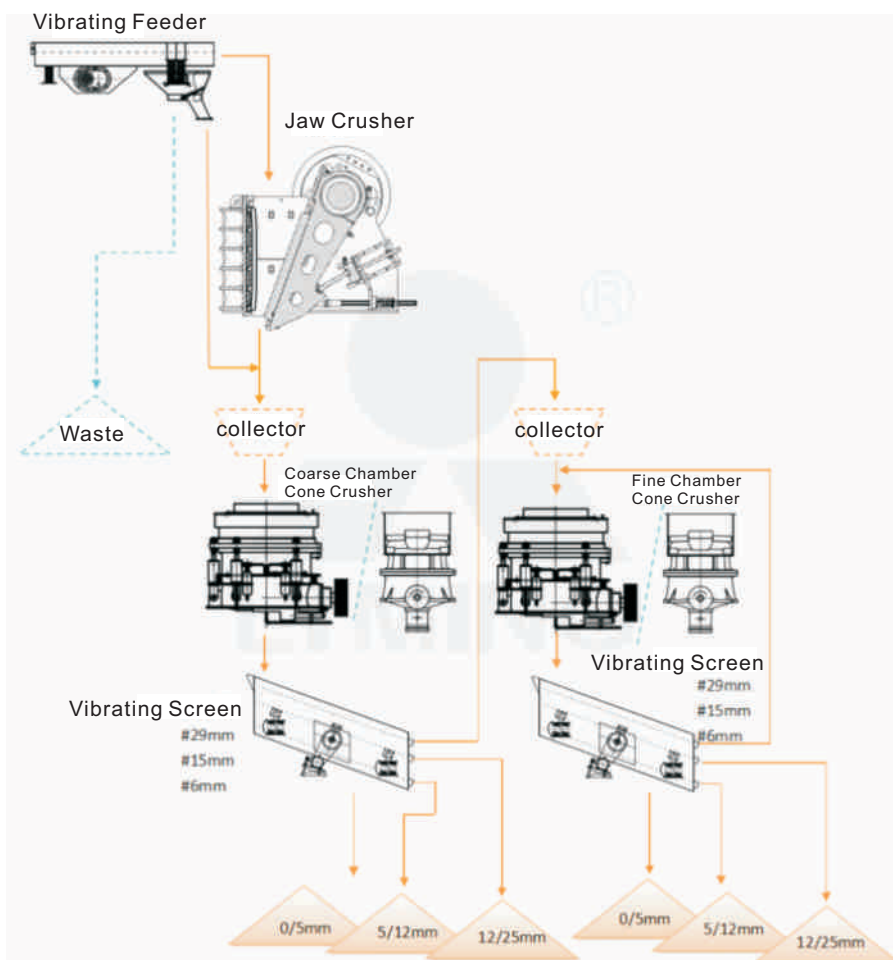
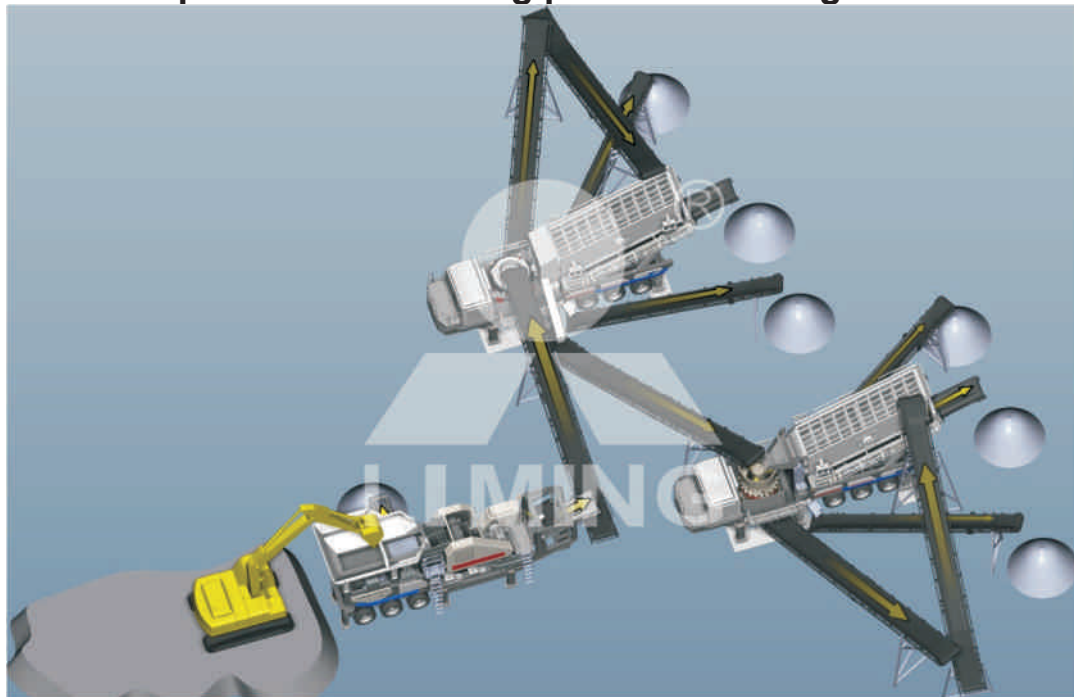
Three steps mobile crushing plant:



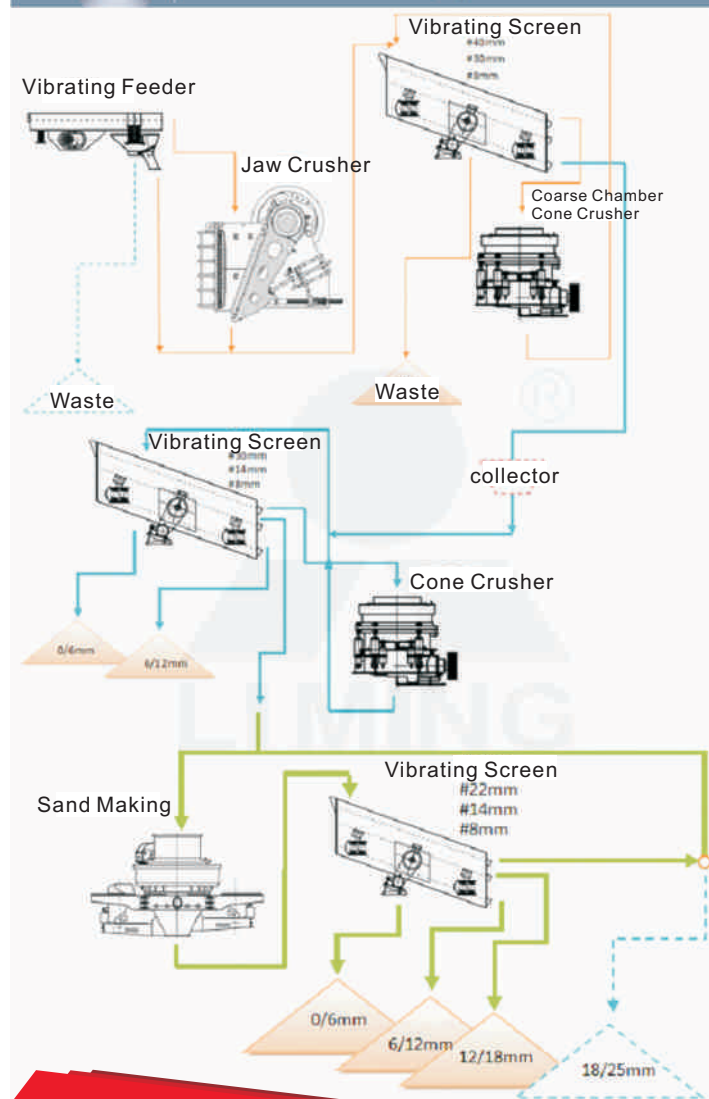

Three steps mobile crushing plant—screening before crushing:



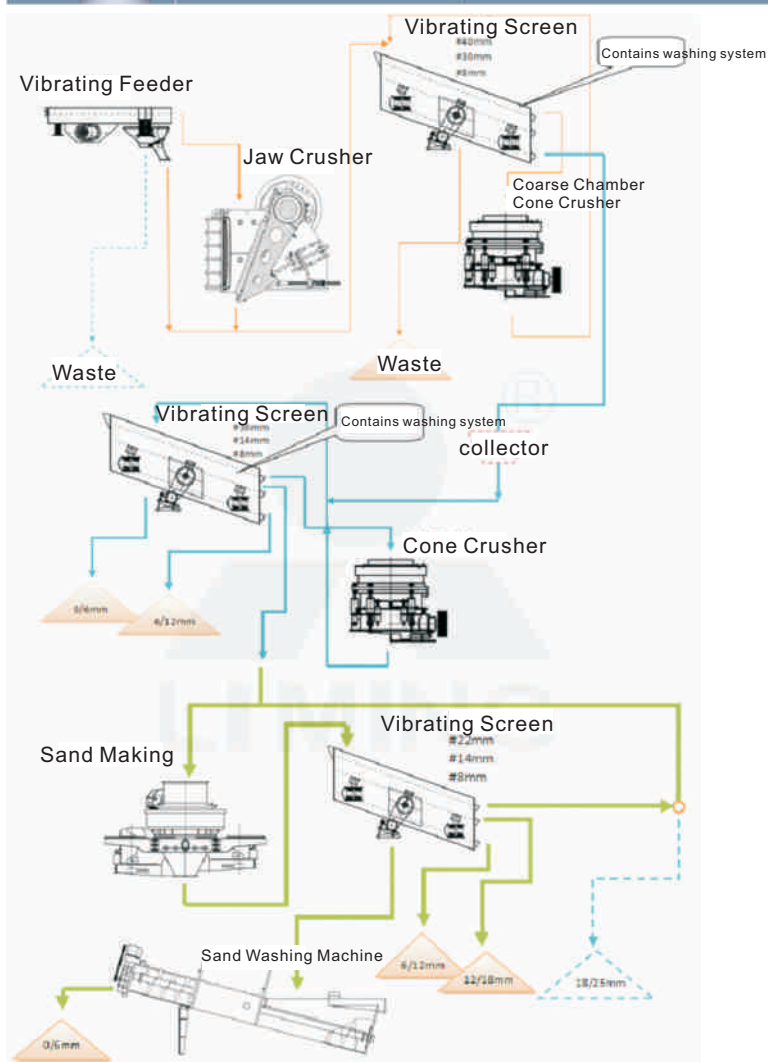

Three steps mobile crushing plant—crushing before screening:



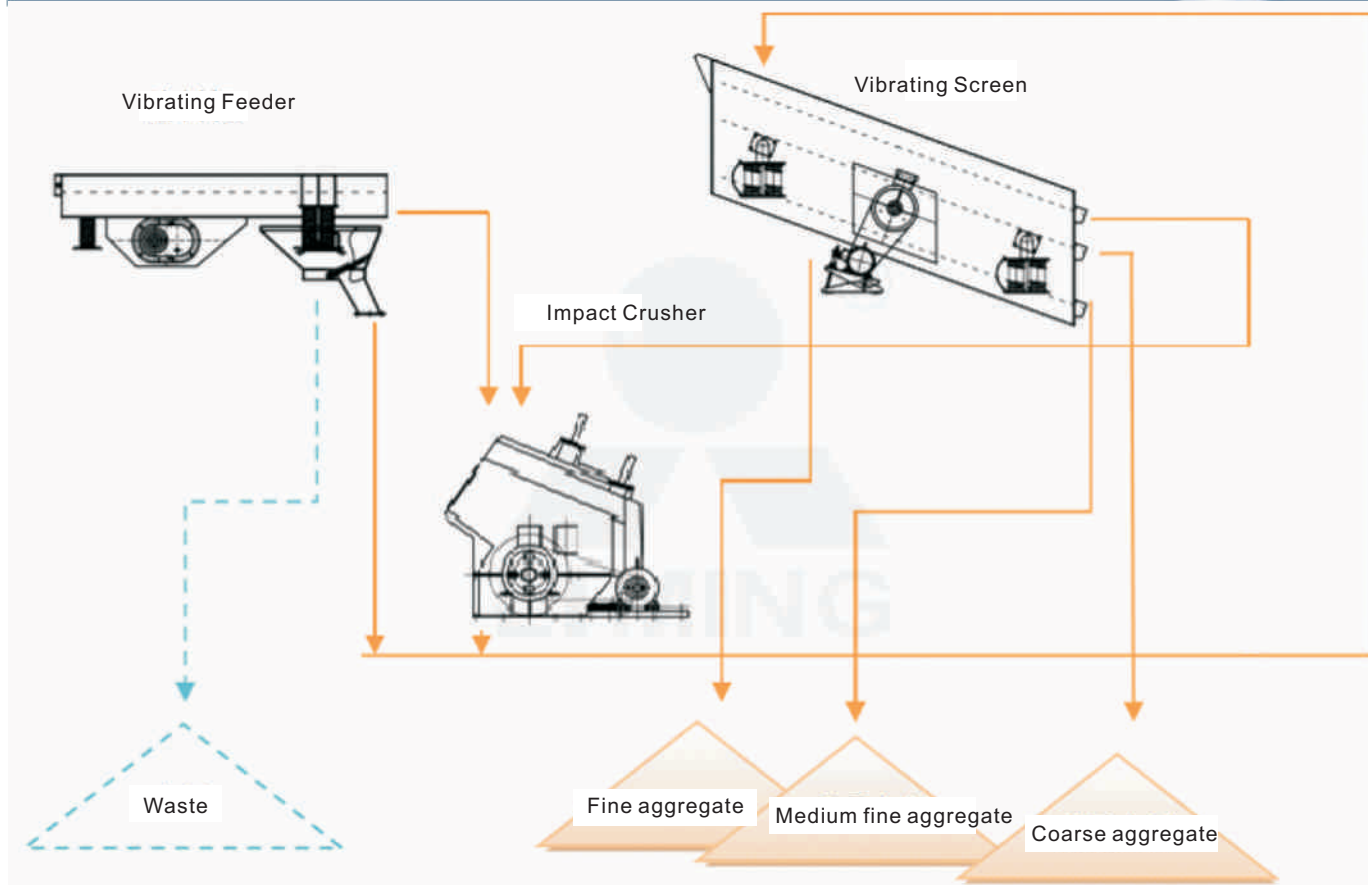

Four steps mobile crushing plant:



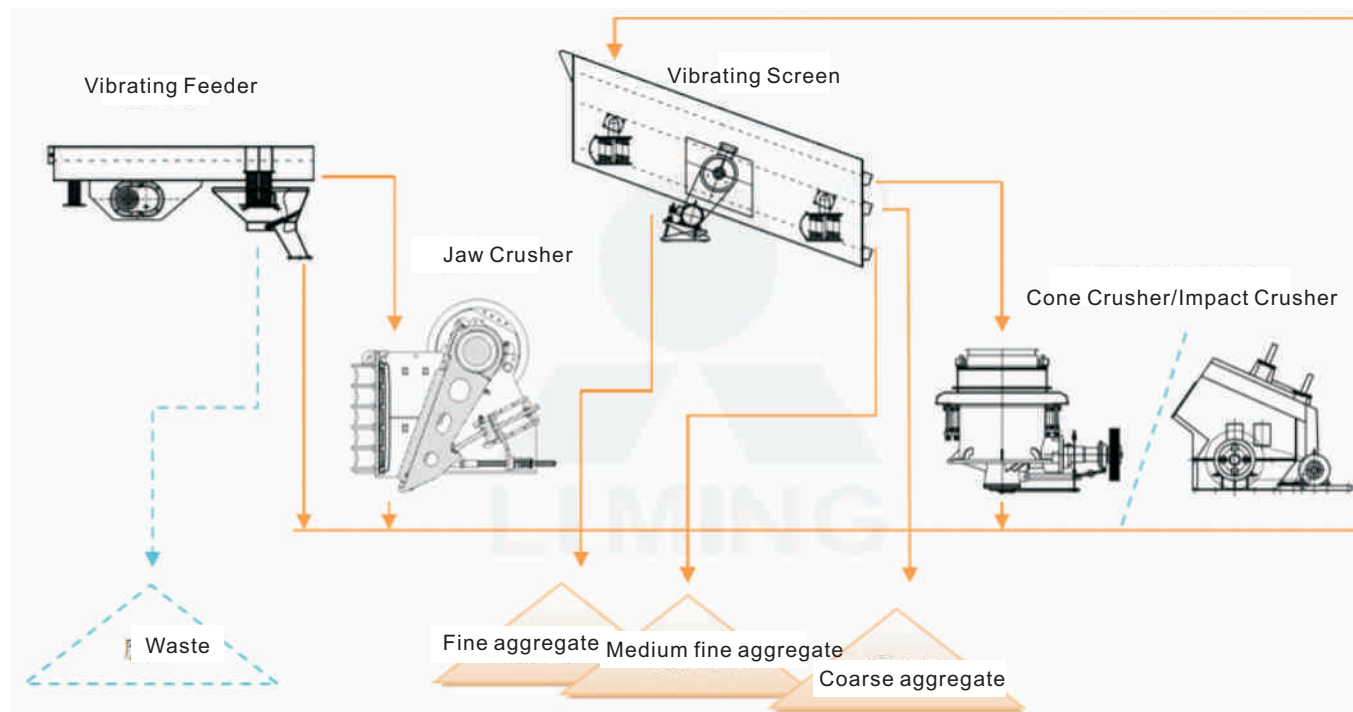
Four steps mobile crushing plant:



Three combinations mobile crushing plant:



Four combinations mobile crushing plant:



In order to enhance your experience of our equipment during the operation, we strongly recommend spare parts originally manufactured by LIMING Heavy Industry. These high quality spare parts are manufactured using advanced metallurgy techniques, precise machining, and perfect compatibility, ensuring the lowest malfunction operation and creating higher value for our customer.

Crushing Plant



Sine Liner



Spring



Toggle Plate




Guard Liner Plate



Impact Block



Wearproof Plate




Impact Plate



Tension Rod



Feed Eye Ring



Movable Jaw Plate

Grinding Plant



Ring



Roller



Shovel Base



Shovel



Gland Arove Roller Sleeve



Roller Sleeve



Roller Shaft



Classifier Impeller



Lining Plate



Air Way Guard Plate

PRODUCT LIST

Production Line

Stone Crushing Line

Sand Making Line

Industrial Grinding Line

Grinding Plant

LM Vertical Mill

MTW European Trapezium Mill

LUM Vertical Roller Mill

TGM Trapezium Mill

T130X Superfine Grinding Mill

YGM Series Suspension Mill

HGM Series Micro Powder Mill

Coarse Powder Mill

Raymond Mill

Crushing Plant

HJ Series Jaw Crusher

European Type Jaw Crusher

European Type Impact Crusher

Impact Crusher

Jaw Crusher

HPT Hydraulic Cone Crusher

HST Hydraulic Cone Crusher

CS Series Cone Crusher

Spring Cone Crusher

Sand Making& Screening Plant

VSI5X Vertical Shaft Impact Crusher

VSI Vertical Shaft Impact Crusher

PCL Vertical Shaft Impact Crusher

YKN series vibrating screen

Vibrating Screen

Sand Washing Machine

Belt Conveyer

Vibrating Feeder

Mobile Crushing Plant

Crawler Mobile Crushing Plant

Mobile Primary Jaw Crusher

Mobile Impact Crusher

Secondary Cone Crusher

Multi-Combination Mobile Crusher

Mobile VSI Crusher

Mobile Vibrating Screen

QUALIFICATION

GOST Certificate



Grinding Plant



Crushing Plant



Mobile Crushing Plant

CE Certificate



Grinding Plant



Crushing Plant



Sand Making Plant



ISO9001:2008
Quality Management
System Certification




Environmental management
system certificate



Service — With me, enjoy your pleasant journey.

Liming has the most experienced team of engineers with professional knowledge and spirit of dedication. To serve the clients more conveniently, they scattered all over the world to work all year round. From the site planning to the drawing design, from the technical training to the installation and debugging, from the whole working line that values millions to the small pinion that looks insignificant, they fully understand the influence factors of actual situation on customer business, and create successful solution to improve the production efficiency and the environmental quality for customer operating agency.

WORKSHOP



ENTERPRISE PROFILE



Henan Liming Heavy Industry Science & Technology Co., Ltd. , established in 1987, is the leading enterprise of mining machinery in China.

Liming Heavy Industry is chronically committed to the research and develop of manufacturing of large infrastructure projects, such as construction, energy, transportation, etc. and provides various technical solutions and auxiliary products. "Made in Liming" is highly praised by our cooperative partners from more than 130 countries and regions overseas, such as Russia, Kazakhstan, Azerbaijan, Turkey, Kuwait, South Africa, Egypt, Vietnam, Malaysia, India, Australia, Korea, Canada and the European Union,etc. Liming is deserved to be one of the most excellent enterprises with the most industry customers and the most widely sales level service network.

CONTACT US

HEADQUARTERS

Tel: 0086-371-86162511

Fax: 0086-371-67992699

Email: info@limingco.com

MSN: SalesCrusher@hotmail.com

Address: No.169, Science (Kexue) Avenue, National HI-TECH Industry Development Zone, Zhengzhou, China.

SHANGHAI BRANCH

Tel: 0086-21-33901608

Fax: 0086-21-58377628

Address: No.201-34, Huaxia 3rd Road, Pudong New Area, Shanghai, China.